



District Report Card: 2017


State: Manipur	District: Senapati
Class: 8	Subject: Language
Schools: 50	Students: 578


Participation/Coverage


Students

 GENDER	Boys		Girls	
	Number	%	Number	%
	266	46.02	312	53.98

 AREA	Rural		Urban	
	Number	%	Number	%
	578	100.00	0	0.00

 CATEGORY	SC		ST		OBC		GEN	
	Number	%	Number	%	Number	%	Number	%
	2	0.35	432	74.74	16	2.77	128	22.15

 CWSN	LD	VI	HI	S&LD	ID	Oth
	1	0	0	1	9	9

 Management	Government		Government-aided	
	Number	%	Number	%
	481	83.22	97	16.78

Average Performance of Students in Language (%)

Overall	Gender		Area		Management		Social Group			
	Male	Female	Rural	Urban	Govt.	Aided	SC	ST	OBC	GEN
54.91	54.36	55.38	54.91	0.00	54.95	54.71	40.00	54.37	37.50	59.17

Performance on Learning Outcomes (LOs)

Learning Outcomes	Description	Average Performance(%)
L813	Read textual/non-textual materials with comprehension and identifies the details, characters, main idea and sequence of ideas and events while reading	54.91

Range of Performance of Students who Answered Correctly							
Below 30%		30% - 50%		50% - 75%		Above 75%	
Number	%	Number	%	Number	%	Number	%
90	15.57	153	26.47	217	37.54	118	20.42

Lowest Performing Learning Outcomes (LOs)

1 - Read textual/non-textual materials with comprehension and identifies the details, characters, main idea and sequence of ideas and events while reading (54.91)